

Page 1

John Frankland = **Margaret Slinger**
 Husbandman, Labourer, Farmer, Farmer's Hedger
 b. 1825 Steeldands, Grindleton
 c. 20/03/1825 Waddington
 m. 16/05/1850 Slaidburn
 d. Sep ¼ 1914 Clitheroe age 89
 bur. 04/08/1914 Slaidburn

Margaret Slinger
 Daughter of Ambrose Slinger (farmer) and Elizabeth (Betty) Guy
 b. 28/05/1833 Cocklett End, Easington
 c. 30/6/1833 Cocklickend, (aka Cocklett End), Easington, Slaidburn
 m. 16/05/1850 Slaidburn
 d. 04/03/1906 St Andrews, Slaidburn

Page 3

Ellen Frankland
 Dressmaker
 b. 21/9/1850 01:00 pm Eggberry House Easington
 c. 11/10/1850 Holden Chapel
 m. Dec ¼ 1871 Clitheroe
 d. 1942

= **John Topham**
 Agricultural Labourer
 b. 1847-48 Dutton, Lancs
 m. Dec ¼ 1871 Clitheroe
 d. 1901 Sep ¼ 1901 Rochdale age 53

Mary Ellen Farrimond
 b. 25/12/1852 Ince
 m. 10/10/1874 Dec ¼ 1874 Wigan
 d. 1883 Jun ¼ 1883 W.Derby age 30

= **William Frankland**
 Engine Tender Stationary
 b. 22/12/1852 Eggberry House, Easington
 m. 10/10/1874 Dec ¼ 1874 Wigan
 d.

Henry Frankland
 Farm Servant, Carter
 b. 16/1/1855 Eggberry House Easington
 m. 16/3/1876 Tosside Clitheroe
 d.

= **Hannah Lord**
 Domestic Servant
 b. 1858-59 Sawley
 m. 16/3/1876 Tosside Clitheroe
 d.

Margaret Frankland
 b. 5/1/1858 Eggberry House Easington
 m. 1887 Jun ¼ 1887 Settle
 d.

= **Thomas Wood**
 Farmer
 b. 1853-54 Gisburn Yorkshire
 m. 1887 Jun ¼ 1887 Settle
 d.

Elizabeth Ann Frankland (Lizzie)
 Domestic Servant
 b. 1/1/1860 Eggberry House, Easington
 m. 11/5/1882 Accrington
 d. 13/11/1941 Earby

= **George Chew**
 Agricultural Labourer
 b. 3/7/1858 Poultry House, Horton, Gisburn
 c. 8/8/1858 Henhouse, Gisburn
 m. 11/5/1882 Accrington
 d. 14/04/1927 Earby

John Frankland
 Farm Servant
 b. 11/10/1861 Eggberry House, Easington.
 m. Jun ¼ 1890 Keighley
 d. 1907 Dec ¼ 1907 Clitheroe age 46

= **Hannah Maria Malloes**
 b. 1858 Hinderclay Suffolk
 Dec ¼ 1858 Stow
 m. Jun ¼ 1890 Keighley
 d. 1917 Jun ¼ 1917 Keighley age 58

To Page 4

Sarah Farrimond
 b. 04/06/1872
 m.
 d. 08/09/1877

John Thomas Frankland
 b. 05/08/1875
 d. 22/02/1878

William Henry Frankland
 b. 11/02/1877
 Ince, Liverpool
 d. 17/02/1889

John Thomas Frankland
 b. 18/08/1878
 Ince, Liverpool
 m.
 d.

Joseph Frankland
 b. 20/05/1880
 Liverpool
 d. 26/05/1882

Charley Frankland
 b. 11/02/1882
 West Derby
 d. 1882
 Sep ¼ 1882 W.Derby age 0

Matthew Frankland
 b. 13/04/1883
 West Derby
 d.

To Page 5

To Page 6

To Page 6

Stanley Frankland
 Butcher, Electrician, Plumber
 b. 06.06.1891 4.30 a.m. Morton, Keighley
 m. 1917 Sep ¼ 1917 Keighley
 d. ..03/1970 Bingley Hospital

= **Sarah Mitchell**
 b. 20/04/1887
 m. 1917 Sep ¼ 1917 Keighley
 d. 31/12/1970 Littlelands Residential Home, Cottingley

David Frankland
 Engine Driver
 b. 06.06.1891 7.00 a.m. Morton, Keighley
 m. Mid 1970s Kershaw, S. Carolina USA
 d. 1917 Jun ¼ 1917 Keighley age 58

Not married.

No children.

Page 1

John Frankland = **Margaret Slinger**
 Husbandman, Labourer, Farmer, Farmer's Hedger
 b. 1825 Steelsands, Grindleton
 c. 20/03/1825 Waddington
 m. 16/05/1850 Slaidburn
 d. 1914
 bur. 04/08/1914 Slaidburn

=

Margaret Slinger
 Daughter of Ambrose Slinger (farmer) and Elizabeth (Betty) Guy
 b. 28/05/1833 Cocklett End, Easington
 c. 30/6/1833 Cocklickend, (aka Cocklett End), Easington, Slaidburn
 m. 16/05/1850 Slaidburn
 d. 04/03/1906
 bur. 08/03/1906 St Andrews, Slaidburn

Page 2

Moses Frankland = **Margaret Lawson**
 Farmer, Roadman
 b. 19/8/1866 Edge, Slaidburn
 m. 10/04/1890 St Bartholomew, Tosside
 d. 28/07/1947 Chatburn, nr Clitheroe
 bur. 31/07/1947 Christ Church Chatburn, nr Clitheroe

=

Margaret Lawson
 Daughter of Matthias Lawson (Farmer) and Jane Turner. Farm Servant
 b. 22/05/1868 Gisburn Forest, Slaidburn
 m. 10/04/1890 St Bartholomew, Tosside
 d. 06/05/1944 Chatburn, nr Clitheroe
 bur. 10/05/1944 Christ Church Chatburn, nr Clitheroe

To Page 7

Millicent Frankland = **William Chew**
 b. 25/11/1867 Edge, Slaidburn
 m. 09/02/1889 Grindleton
 d. 02/03/1952 Rose Cottage, Micklethwaite, Bingley
 bur. 05/03/1952 Sandbeds Cemetery, Bradford Rd, Keighley

=

William Chew
 Farmer
 b. 12/2/1868 Pewit Hall, Paythorne, Gisburn
 c. 6/12/1868 Tetwit Hall, Gisburn
 m. 9/2/1888 or 1889 Grindleton
 d. 02/04/1947 Beck Farm, Micklethwaite, Bingley
 bur. 05/04/1947 Sandbeds Cemetery, Bradford Rd, Keighley

See Chew Family Tree

Jane Frankland = **John Heaton**
 Domestic Servant
 b. 10/2/1870 Edge, Slaidburn
 m. Dec ¼ 1890 Clitheroe
 d.

=

John Heaton
 b. 1865-66 Bolton by Bowland
 m. Dec ¼ 1890 Clitheroe
 d.

To Page 8

David Frankland = **Eleanor Ormerod**
 Farmer's Milkman
 b. 12/6/1871 Edge, Slaidburn
 m. 1889 Fence, Burnley
 Jun ¼ 1899 Burnley
 d. 15/06/1927 bur. 18/06/1927 Inghamite Chapel Wheatley Lane, near Burnley

=

Eleanor Ormerod
 b. 1875-76 Quernmore, nr Lancaster
 m. 1889 Fence, Burnley
 Jun ¼ 1899 Burnley
 d. 02/07/1957 bur. 05/07/1957 Inghamite Chapel Wheatley Lane, near Burnley

To Page 9

Joseph Frankland = **Grace Blain**
 b. 18/12/1872 Edge, Slaidburn
 m. 1904 Sep ¼ 1904 Runcorn
 d. 05/03/1969 Mar ¼ 1969 Burnley age 96

=

Grace Blain
 b. 27/12/1884 Norley, Cheshire
 m. 1904 Sep ¼ 1904 Runcorn
 d.

To Page 11

Charity Frankland = **Ambrose Slinger Frankland**
 Farmer
 b. 11/10/1874 Edge, Slaidburn
 m. 1953 Dec ¼ 1953 Blackburn age 79

=

Ambrose Slinger Frankland
 b. 26/08/1876 Edge, Slaidburn
 d. 18/04/1878 bur. 22/04/1878 Slaidburn Parish Church

John Frankland = **William (Bill) (Willie) Frankland** = **Margaret (Maggie) Frankland**
 Farmer
 b. 23/05/1901 Burnley
 Jun ¼ 1901 Burnley
 m.
 d.

=

William (Bill) (Willie) Frankland
 Farm Labourer
 b. 30/03/1907 Slaidburn
 Jun ¼ 1907 Clitheroe
 m. 1935 Mar ¼ 1935 Burnley
 d.

=

Margaret (Maggie) Frankland
 b. 03/05/1901
 m. 1935 Mar ¼ 1935 Burnley
 d. 1992

To Page 9

Page 2

Ellen Frankland
 Dressmaker
 b. 21/09/1850 01:00pm
 Eggberry House
 Easington
 c. 11/10/1850
 Holden Chapel
 m. 1871
 Slaidburn
 Dec ¼ 1871
 Clitheroe
 d. 1942
 Rochdale

=

John Topham
 Agricultural Labourer
 b. 1847-48
 Dutton, Lancs
 m. Dec ¼ 1871
 Clitheroe
 d. 1901
 Sep ¼ 1901
 Rochdale
 age 53

Henry (Harry) Topham (Frankland)
 Cattleman and Farmer
 b. 09/04/1869
 Slaidburn
 Jun ¼ 1869
 Clitheroe
 m. 1903
 Jun ¼ 1903
 Rochdale
 d. 21/02/1960
 Rochdale

= **May Keay**
 b. 15/06/1875
 Whixal
 Shropshire
 m. 1903
 Jun ¼ 1903
 Rochdale
 d. 1944
 Jun ¼ 1944
 Rochdale

Ann (Annie) Topham
 b. 28/04/1872
 Slaidburn
 Jun ¼ 1872
 Clitheroe
 m. Dec ¼ 1893
 Rochdale
 d. 01/09/1950

= **John Graham Sewell**
 Farmer
 b. 04/12/1864
 Ellomby
 Cumberland
 m. Dec ¼ 1893
 Rochdale
 d. 12/10/1941

To Page 13

Margaret Ellen Topham
 b. 1874
 Warrington
 Jun ¼ 1874
 Warrington
 m.
 d. Mar ¼ 1892
 Rochdale
 age 17

= **Sarah Jane (Sallie) Topham**
 b. 1876
 Orford,
 Warrington
 Lancs
 Jun ¼ 1876
 Warrington
 m. Mar ¼ 1901
 Rochdale
 d. Jun ¼ 1910
 Rochdale
 age 34

= **Matthew Mills**
 Carpet Weft Dyer,
 Licensed Victualler
 b. 1870
 Rochdale
 m. Mar ¼ 1901
 Rochdale
 d.

John Topham
 Farm Labourer
 b. 01/10/1886
 Clayton le Dale
 Dec ¼ 1886
 Blackburn
 m. Dec ¼ 1925
 Rochdale
 d. 1970
 Dec ¼ 1970
 Littleborough
 age 84

= **Gladys Emma Sykes**
 b. 09/08/1898
 m. Dec ¼ 1925
 Rochdale
 d. 1980
 Mar ¼ 1980
 Rochdale
 age 81

To Page 17

Gladys Topham
 b. 24/01/1891
 Spotland
 Rochdale
 Mar ¼ 1891
 Rochdale
 m. 14/10/1914
 Dec ¼ 1914
 Rochdale
 d. 1976
 Sep ¼ 1976
 Rochdale
 age 85

= **Leonard Holt**
 Carpet Overlooker
 b. 1891
 Sep ¼ 1891
 Rochdale
 m. 14/10/1914
 Dec ¼ 1914
 Rochdale
 d. 1965
 Sep ¼ 1965
 Littleborough
 age 74

To Page 18

John Henry (Harry) Topham
 Dairy Farmer
 b. 15/09/1904
 Wardle
 m. 1930
 Mar ¼ 1930
 Rochdale
 d. 17/02/1993
 Wardle

= **Gladys M. Hirst**
 b. 12/06/1897
 Rochdale
 m. 1930
 Mar ¼ 1930
 Rochdale
 d. Jun 1976
 Rochdale

Ellen Margery (Madge) Topham
 School Teacher
 b. 28/08/1906
 Wardle
 Sep ¼ 1906
 Rochdale
 m.
 d. 27/01/1942
 Rochdale

= **Constance May (Connie) Topham**
 b. 08/10/1912
 Dec ¼ 1912
 Rochdale
 m. 1936
 Jun ¼ 1936
 Rochdale
 d. Jul 1988
 Rochdale

Angus Baxter
 Maintenance Joiner
 b. 14/06/1907
 m. 1936
 Jun ¼ 1936
 Rochdale
 d. Oct 1986
 Rochdale

= **Leonard Key Topham**
 b. 1914
 Jun ¼ 1914
 Rochdale
 m. 1934
 Jun ¼ 1934
 Rochdale
 d.

= **Mary Alice Hutchinson**
 b. 1934
 Jun ¼ 1934
 Rochdale
 d.

John Widdup Mills
 b. 1901
 Dec ¼ 1901
 Rochdale
 m. Jun ¼ 1931
 Rochdale
 d.

= **Ethel Fallon**
 b. m. Jun ¼ 1931
 Rochdale
 d.

Gladys Mills
 b. 1907-08
 Mar ¼ 1908
 Rochdale
 m.
 d.

Peter Gordon Topham
 b. 12/05/1930
 Jun ¼ 1930
 Rochdale
 m.
 d. Oct 1992
 Halifax

Florence Rosamund Topham
 b. 1932
 Sep ¼ 1932
 Rochdale
 m.
 d.

John David Topham
 b. 18/02/1938
 Mar ¼ 1938
 Rochdale
 m.
 d. Mar 1994
 Rochdale

James (Jim) Baxter
 b. 1936-37
 Mar ¼ 1937
 Rochdale
 m.
 d.

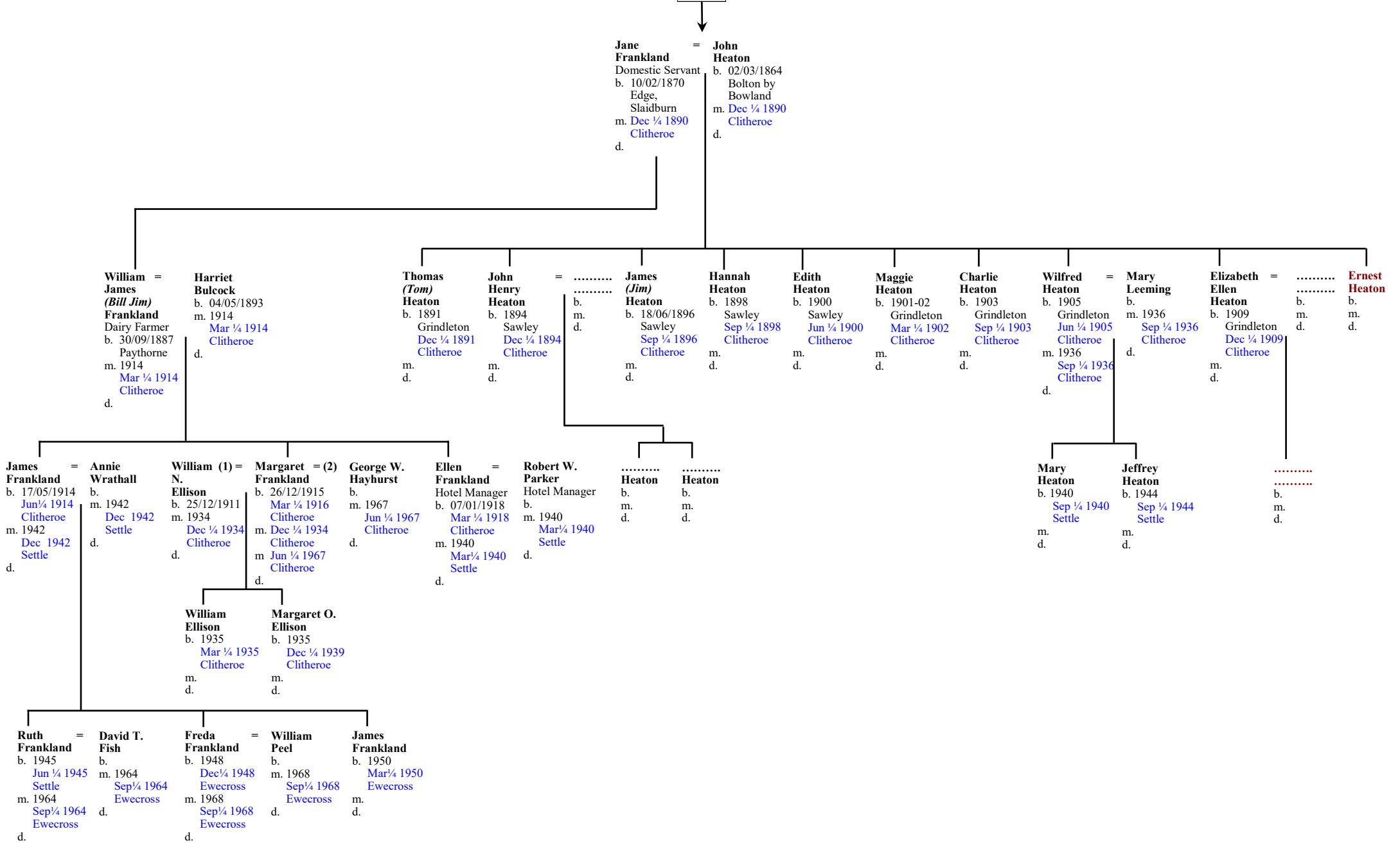
Donald Baxter
 b. 1947
 Sep ¼ 1947
 Littleborough
 m.
 d.

Betty Topham
 b. 1934-35
 Mar ¼ 1935
 Rochdale
 m.
 d.

Joan Topham
 b. 1936-37
 Mar ¼ 1937
 Littleborough
 m.
 d.

Beryl Mills
 b. 1940-41
 Mar ¼ 1941
 Littleborough
 m.
 d.

Page 3



Page 2

Margaret Frankland
 b. 5/1/1858
 Eggberry House
 Easington
 m. 1887
 Jun ¼ 1887
 Settle
 d.

=

Thomas Wood
 Farmer
 b. 1853-54
 Gisburn
 Yorkshire
 m. 1887
 Jun ¼ 1887
 Settle
 d.

Susannah Wood Cotton Weaver b. 1887-88 Gisburn m. d.	Ellen Wood b. 1889 Burnley Jun ¼ 1889 Burnley m. d.	Thomas Wood b. 1891-92 Burnley Mar ¼ 1892 Burnley m. d.	Joseph Wood b. 1894-95 Old Laund Booth Mar ¼ 1895 Burnley m. d.	Elizabeth Wood b. 1896-97 Old Laund Booth Mar ¼ 1897 Burnley m. d.	Annie Wood b. 1898 Old Laund Booth Dec ¼ 1898 Burnley m. d.	Millicent Wood b. 1900 Old Laund Booth Jun ¼ 1900 Burnley m. d.	John Wood b. 1902 Old Laund Booth Dec ¼ 1902 Burnley m. d.
--	--	--	--	---	--	--	---

Page 2

Elizabeth (Lizzie) Ann Frankland
 Domestic Servant
 b. 1/1/1860
 Eggberry House,
 Easington
 m. 11/5/1882
 Accrington
 d. 13/11/1941
 Earby

=

George Chew
 Agricultural Labourer
 b. 3/7/1858
 Poultry House,
 Horton, Gisburn
 c. 8/8/1858
 Henhouse,
 Gisburn
 m. 11/5/1882
 Accrington
 d. 14/04/1927
 Earby

See Chew Family Tree for other children of George Chew and Elizabeth Ann Frankland

Sarah Ellen Frankland
 b. 04/08/1878
 Accrington
 m. Dec ¼ 1902
 Skipton
 d. 05/12/1955

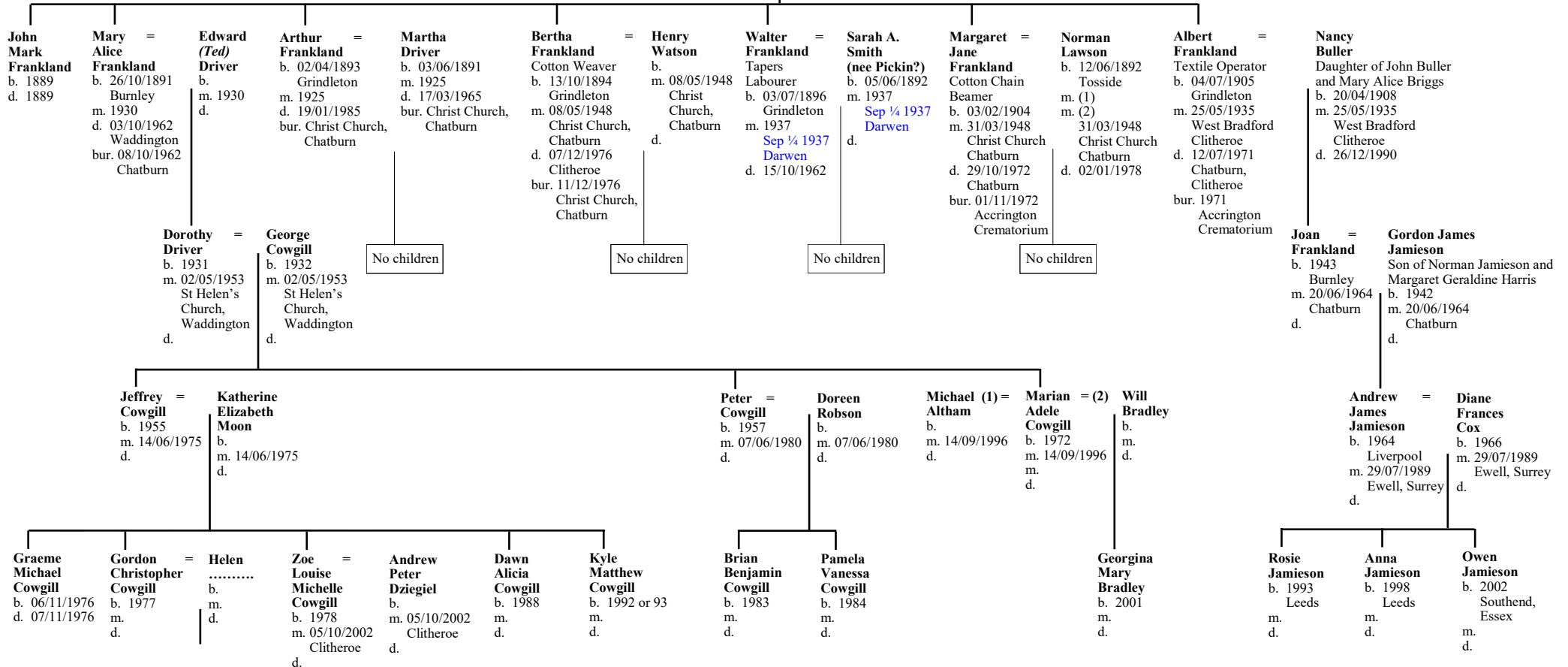
=

Hartley Brown
 b.
 m. Dec ¼ 1902
 Skipton
 d.

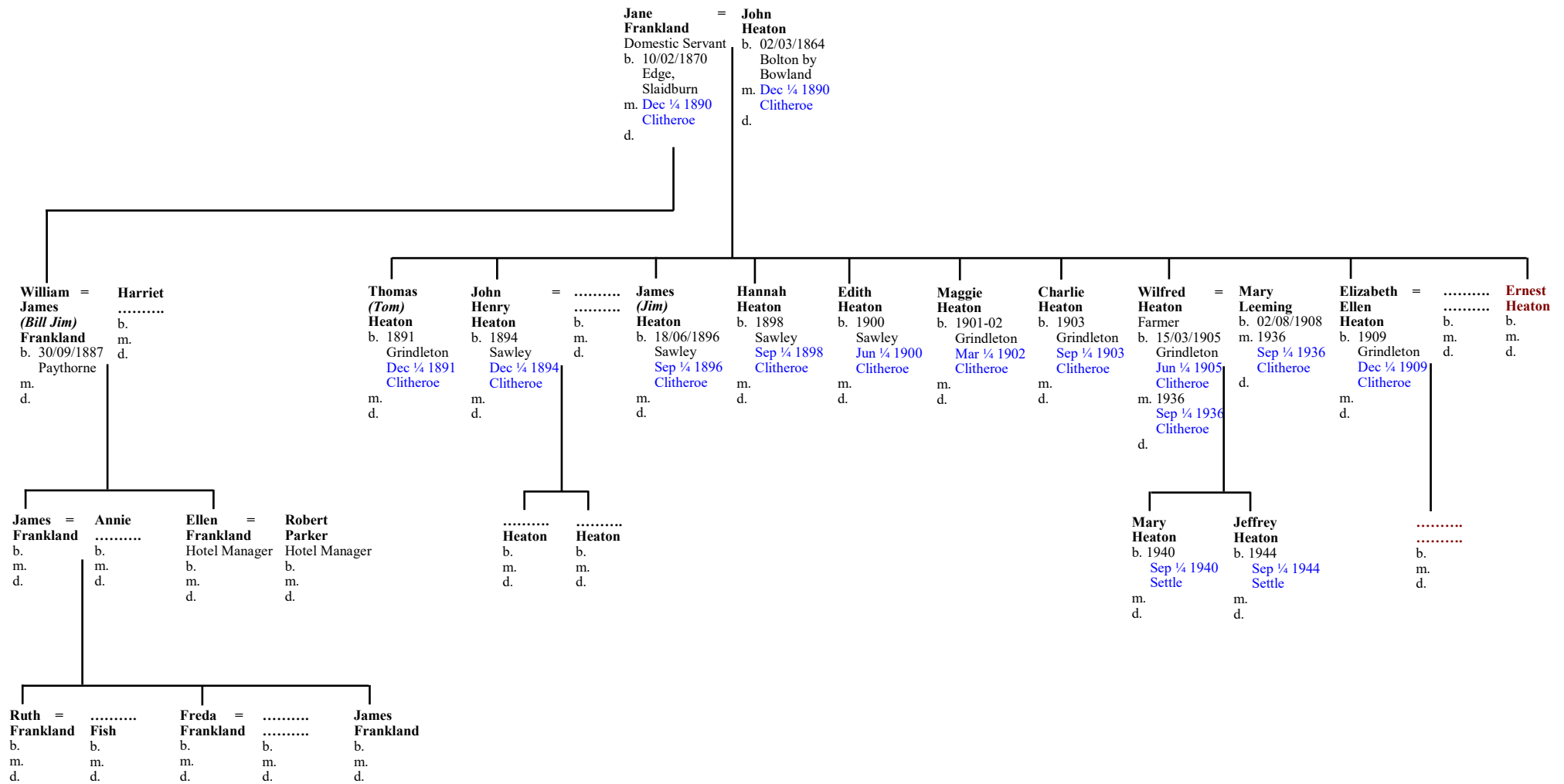
Sylvia May Brown b. 17/12/1902 Mar ¼ 1903 Skipton m. d. c1909	Lilian Irene Brown b. 31/07/1904 Sep ¼ 1904 Skipton m. d. c1938	James Neville Brown b. 1906 Dec ¼ 1906 Skipton m. d. c1978	Elsie Ann Brown b. 1908 Jun ¼ 1908 Skipton m. d.
---	---	--	--

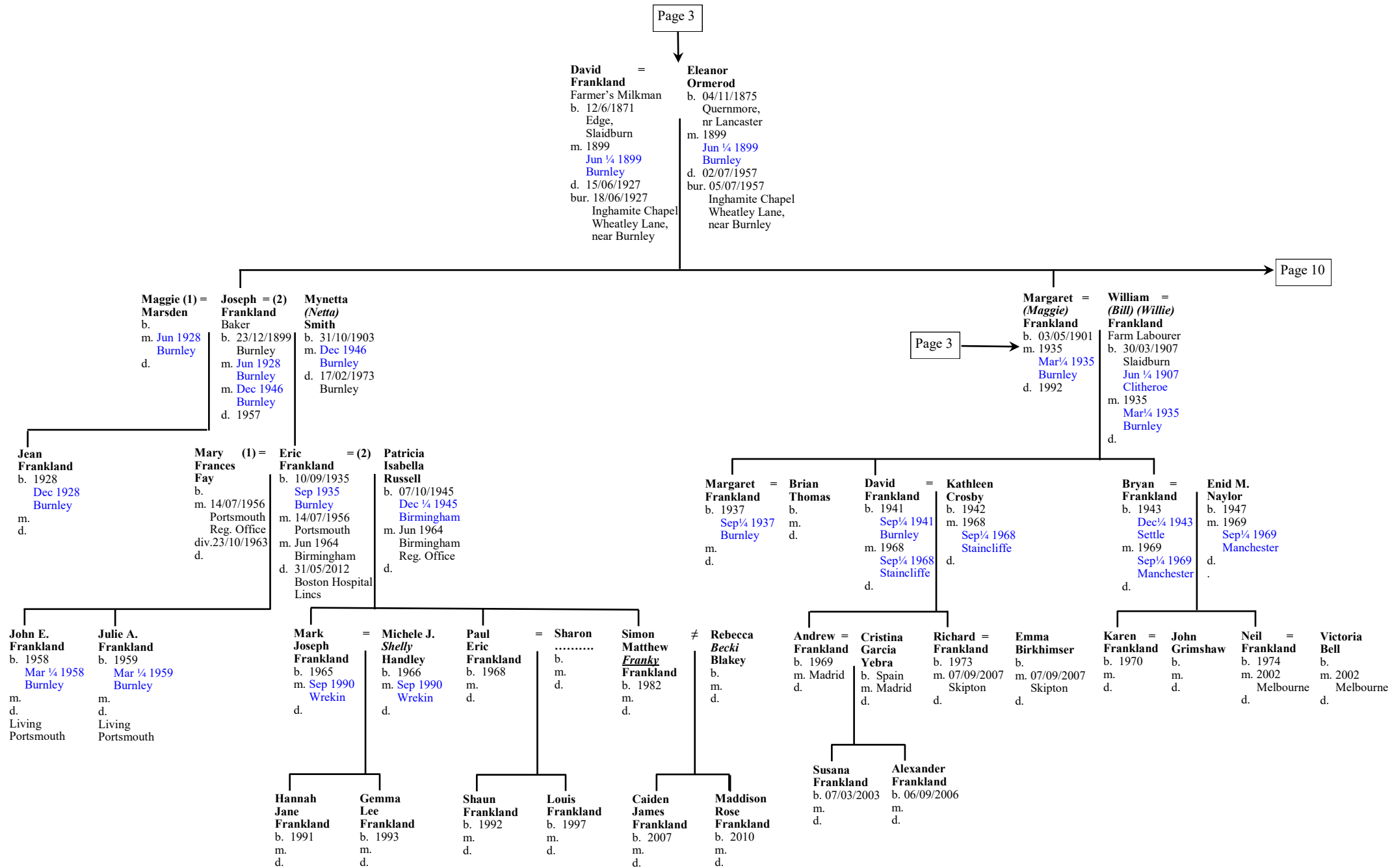
Page 3

Moses Frankland = **Margaret Lawson**
 Farmer, Roadman b. 19/8/1866 Edge, Slaidburn m. 10/04/1890 Tosside d. 28/07/1947 Chatburn, nr Clitheroe bur. 31/07/1947 Christ Church Chatburn, nr Clitheroe
 Daughter of Matthias Lawson (Farmer) and Jane Turner. Farm Servant b. 22/05/1867 Gisburn Forest, Slaidburn m. 10/04/1890 Tosside d. 06/05/1944 Chatburn, nr Clitheroe bur. 10/05/1944 Christ Church Chatburn, nr Clitheroe



Page 3





Page 3

David Frankland = **Eleanor Ormerod**
 Farmer's Milkman b. 04/11/1875
 b. 12/6/1871 Quernmore,
 Edge, nr Lancaster
 Slaidburn m. 1899
 m. 1899 Jun ¼ 1899
 Jun ¼ 1899 Burnley
 d. 15/06/1927 d. 02/07/1957
 bur. 18/06/1927 bur. 05/07/1957
 Inghamite Chapel Inghamite Chapel
 Wheatley Lane, Wheatley Lane,
 near Burnley near Burnley

Page 9

Elizabeth (Lizzie) (Beth) Frankland
 Woolen Mill Condenser Minder
 b. 1903 m. 1936
 Jun ¼ 1936 Burnley
 d. 1981

= **John W. (Jack) Pickles**
 Coal Hewer
 b. 1902 m. 1936
 Jun ¼ 1936 Burnley
 d. 1975

Colin Pickles
 b. 1941
 Jun ¼ 1941 Burnley
 m. 1971 Sep ¼ 1971 Ormskirk
 d.

= **Kathleen J. Taylor**
 b. 1941 m. 1971
 Sep ¼ 1971 Ormskirk
 d.

Steven Pickles
 b. 1972 m. d.

Christopher Pickles
 b. 1976 m. d.

John Frankland
 m. 1905 d. 1942
 Tobruk North Africa

= **Henry (Harry) Frankland**
 Poultry Farmer
 b. 17/06/1907 Burnley
 m. 21/10/1933 Burnley
 d. 12/06/1993 Epping, Essex

Barry Frankland
 University Lecturer
 b. 1936 Burnley
 m. 06/08/1960 Brighouse
 d.

= **Margaret Kaye**
 b. 1936 m. 06/08/1960
 Brighouse d.

Nathan Frankland Shelley
 b. 1993 m. d.

Miranda Frankland Shelley
 b. 1995 m. d.

Joel Frankland Shelley
 b. 1997 m. d.

Elsie Eastham
 b. 27/03/1908 m. 21/10/1933
 Burnley d. 27/02/1998
 crem. 05/03/1998

Jeffrey Frankland
 b. 1945 m. d.

Nicola (Nikki) Kim Frankland
 b. 1966 m. 28/12/1991
 Perth, Australia d.

= **Simon Cummings**
 b. m. 28/12/1991
 Perth, Australia d.

Kai Joseph Cummings
 b. 2006 m. d.

= **Eleanor (Nellie) Frankland**
 Cotton Weaver
 b. 25/08/1909 m. 1934
 Jun ¼ 1934 Burnley
 d. 30/03/2003 North Wales

= **Ephraim Latimer**
 Cotton Mill Labourer & Motor Driver
 b. 17/08/1909 m. 1934
 Jun ¼ 1934 Burnley
 d. 1978 Mar¼ 1978 Burnley
 age 68

David Latimer
 b. 1944 m. Burnley
 d.

Tom Frankland
 b. 1911 m. 1913

David Frankland
 b. 1913 m. 1939
 Sep ¼ 1939 Burnley
 d. 30/01/2007

Christine Frankland
 b. m. d.

John Lonsdale
 b. m. d.

= **Elizabeth A. (Betty) Jones**
 b. m. 1939
 Sep ¼ 1939 Burnley
 d.

= **Ian Lonsdale**
 b. m. d.

Timothy Lonsdale
 b. m. d.

= **Mary Alice Frankland**
 Cotton Weaver
 b. 13/07/1916 m. 1950
 Sep ¼ 1950 Burnley
 d. 2001

John Coates
 b. 1951 m. Sep¼ 1951 Burnley
 m. d.

= **Albert E. Coates**
 b. m. 1950
 Sep ¼ 1950 Burnley
 d.

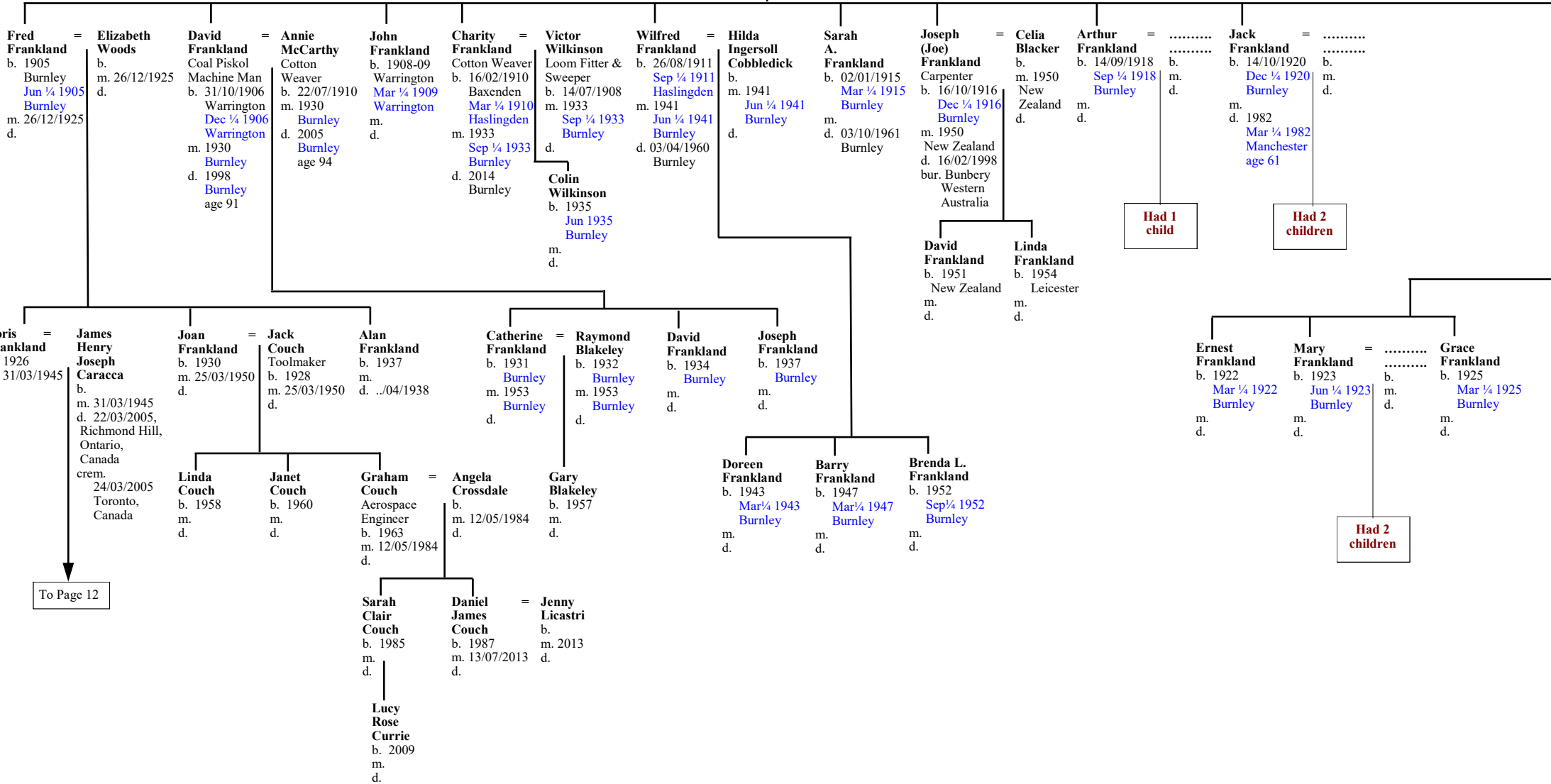
Sheila Coates
 b. 1953 m. Dec¼ 1953 Burnley
 m. d.

Page 3

Joseph Frankland
 b. 18/12/1872
 Edge, Slaidburn
 m. 1904
 Sep ¼ 1904
 Runcorn
 d. 05/03/1969
 Mar ¼ 1969
 Burnley, age 96

=

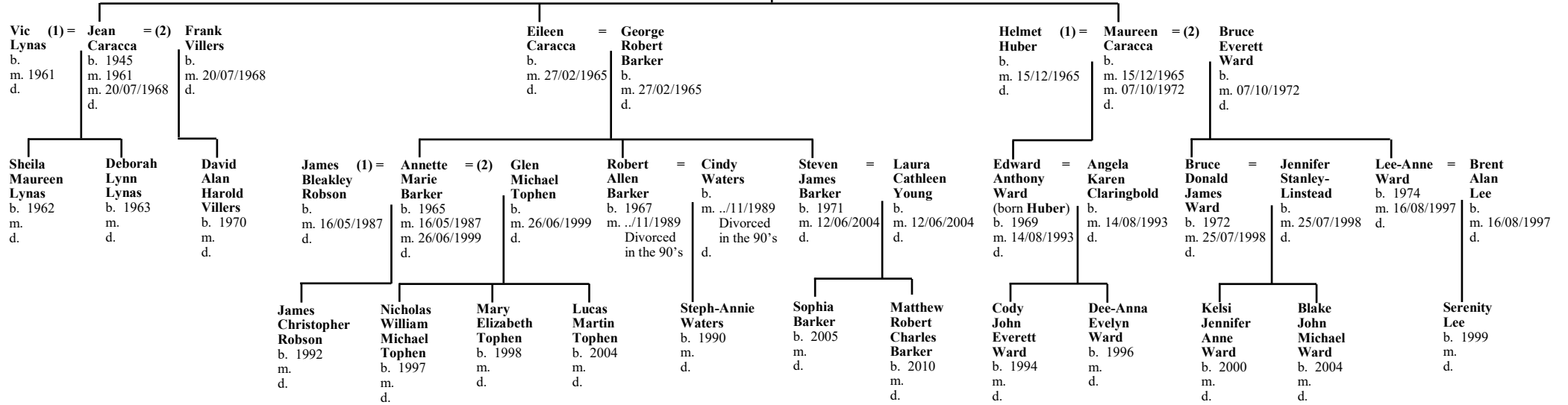
Grace Blain
 b. 27/12/1884
 Norley
 Cheshire
 m. 1904
 Sep ¼ 1904
 Runcorn
 d.



To Page 12

Page 11

Doris Frankland = **James Henry Joseph Caracca**
 b. 1926 m. 13/03/1945 d.
 b. 31/03/1945 d. 22/03/2005, Richmond Hill, Ontario, Canada crem. 24/03/2005 Toronto, Canada



Page 4

Ann (Annie) Topham = **John Graham Sewell**
 b. 28/04/1872 Slaidburn
 Jun ¼ 1872 Clitheroe
 m. Dec ¼ 1893 Rochdale
 d. 01/09/1950

John Graham Sewell
 Farmer
 b. 04/12/1864 Ellonby
 Cumberland
 m. Dec ¼ 1893 Rochdale
 d. 12/10/1941

Mary Ellen (Nellie) Sewell = **Wilfred Clegg**
 b. 07/03/1895 Rochdale
 Jun ¼ 1895 Rochdale
 m. Jun ¼ 1921 Rochdale
 d. 02/09/1984 Southport

Wilfred Clegg
 Cotton Spinner
 b. 13/06/1892 Rochdale
 m. Jun ¼ 1921 Rochdale
 d.

Page 14

Emyr Roberts
 b. m. Sep ¼ 1945 Littleborough
 d.

(1) = Constance A. (Connie) Clegg = **(2) Jones**
 b. 1922
 Dec ¼ 1922 Rochdale
 m. Sep ¼ 1945 Littleborough
 d.

Mildred E. Clegg = **Aloizy (Alec) Teinert**
 b. 1924
 Dec ¼ 1924 Rochdale
 m. Mar ¼ 1951 Littleborough
 d.

Audrey Clegg = **George Ernest Dale**
 b. 1930
 Mar ¼ 1931 Rochdale
 m. Sep ¼ 1965 Hemsworth
 d.

Dorothy M. Roberts = **Peter R. W. Osborne**
 b. 1945
 Mar ¼ 1946 Anglesea
 m. Dec ¼ 1967 Anglesea
 d.

Simon Teinert = **Susan Rhodes**
 b. 1953
 Jun ¼ 1953 Littleborough
 m. 1979
 Jun ¼ 1979 Rochdale
 d.

Andrew Clegg Dale = **Anne Mandy McDonald**
 b. 1969
 Mar ¼ 1969 Southport
 m. 21/09/1996 Sep ¼ 1996 Preston & S. Ribble
 d.

Wayne Lindsey Osborne = **Jason Peter Osborne**
 b. 1973
 Sep ¼ 1973 Bangor
 m. 2001
 d.

b. m. 2001
 d.

b. 1977
 Mar ¼ 1976 Anglesea
 m.
 d.

Michael John Teinert = **Lynne Marie Jones**
 b. 1982
 Dec 1982 Oldham
 m. 17/02/2007
 d.

Susan Rhodes
 b. 1979
 Jun ¼ 1979 Rochdale
 d.

Caroline Jayne Teinert
 b. 1984
 Oct 1984 Oldham
 m.
 d.

Page 4

Ann (Annie) Topham = **John Graham Sewell**
 b. 28/04/1872 Slaidburn Jun ¼ 1872 Clitheroe
 m. Dec ¼ 1893 Rochdale
 d. 01/09/1950

John Graham Sewell
 Farmer
 b. 04/12/1864 Ellonby Cumberland
 m. Dec ¼ 1893 Rochdale
 d. 12/10/1941

← Page 13 | Page 15 →

Jessie Bradley (1) = **John Graham Sewell** = (2) **Edith King**
 b. 27/01/1896 Mar ¼ 1896 Rochdale
 m. Jun ¼ 1920 Rochdale
 d. Dec ¼ 1960 Littleborough age 64

John Graham Sewell
 Farmer
 b. 05/10/1896 Rochdale
 Dec ¼ 1896 Rochdale
 m. Jun ¼ 1920 Rochdale
 m. Jun ¼ 1962 Clitheroe
 d. 28/04/1967 Preston

Edith King
 b. Jun ¼ 1962 Clitheroe
 d.

Isobelle (Belle) Sewell = **Samuel Garside**
 b. 1921 Jun ¼ 1921 Rochdale
 m. 05/07/1941 Sep ¼ 1941 Littleborough
 d.

Samuel Garside
 b. 1917 m. 05/07/1941 Sep ¼ 1941 Littleborough
 d.

Graham Sewell = **Myra Johnson**
 Farm Hand
 b. 26/05/1925 Sep ¼ 1925 Rochdale
 m. 09/09/1947 Sep ¼ 1947 Littleborough
 d. 23/05/1993

Myra Johnson
 b. 09/09/1947 Sep ¼ 1947 Littleborough
 d.

Renie Woodhead (1) = **Jack Sewell** = (2) **Susan G. Comber**
 b. 11/09/1951 Sep ¼ 1951 Bury
 div. 03/1972

Jack Sewell
 b. 1927 Dec ¼ 1927 Rochdale
 m. 11/09/1951 Sep ¼ 1951 Bury
 m. 03/05/1972 Jun ¼ 1972 Dudley
 d.

Susan G. Comber
 b. 03/05/1972 Jun ¼ 1972 Dudley
 d.

Margaret Garside = **Keith J. Gorton**
 b. 1942 Jun ¼ 1942 Littleborough
 m. 02/01/1968 Mar ¼ 1968 Littleborough
 d.

Keith J. Gorton
 b. m. 02/01/1968 Mar ¼ 1968 Littleborough
 d.

Joan Garside = **Fred C. Gowers**
 b. 1944 Mar ¼ 1944 Littleborough
 m. 26/08/1967 Sep ¼ 1967 Littleborough
 d.

Fred C. Gowers
 b. m. 26/08/1967 Sep ¼ 1967 Littleborough
 d.

Elizabeth Garside = **Peter A. Holt**
 b. 1949 Jun ¼ 1949 Rochdale
 m. 22/08/1970 Sep ¼ 1970 Littleborough
 d.

Peter A. Holt
 b. m. 22/08/1970 Sep ¼ 1970 Littleborough
 d.

Barbara Anne Sewell = **David Barry Hesling**
 b. 1949 Jun ¼ 1949 Littleborough
 m. 22/03/1969 Mar ¼ 1969 Littleborough
 d.

David Barry Hesling
 b. m. 22/03/1969 Mar ¼ 1969 Littleborough
 d.

John Anthony Sewell
 b. 1955 Dec ¼ 1955 Rowley Regis
 m. d.

Ian Graham Sewell
 b. 1958 Dec ¼ 1958 Dudley
 m. d.

Mark William Sewell
 b. 1973 Sep ¼ 1973 Burton
 m. d.

Katie Jane Sewell
 b. 1975 Sep ¼ 1975 East Staffs
 m. d.

Nicholas John Gorton
 b. 1970 Dec ¼ 1970 Amounderness
 m. d.

Christopher Mark Gorton
 b. 1973 Mar ¼ 1973 Preston
 m. d.

Karen Joanne Gowers
 b. 1969 Sep ¼ 1969 Littleborough
 m. 09/11/1991 Nov 1991 Rochdale
 d.

Dene A. Beardwell
 b. m. 09/11/1991 Nov 1991 Rochdale
 d.

Ian Chapman Gowers
 b. 1971 Jun ¼ 1971 Littleborough
 m. Jun 1993 Wrekin
 d.

Shirley A. Evans
 b. 1964 m. Jun 1993 Wrekin
 d.

David John Gowers
 b. 1972 Dec ¼ 1972 Littleborough
 m. d.

Samantha Holt
 b. 1982 m. d.

Chloe Holt
 b. 1988 m. d.

Adam Ross Beardwell
 b. 1994 Nov 1994 East Cleveland
 m. d.

Connor Matthew Beardwell
 b. 1996 Jun 1996 Middlesborough
 m. d.

Lauren Melissa Gowers
 b. 1995 May 1995 Bath
 m. d.

Adopted

Ann (Annie) Topham = **John Graham Sewell**
 b. 28/04/1872 Slaidburn Jun ¼ 1872 Clitheroe
 m. Dec ¼ 1893 Rochdale
 d. 01/09/1950
 Farmer
 b. 04/12/1864 Ellonby Cumberland
 m. Dec ¼ 1893 Rochdale
 d. 12/10/1941

Sarah Jane (Sally) Sewell
 School Teacher
 b. 02/12/1897 Rochdale
 Mar ¼ 1898 Rochdale
 m. 28/01/1922 Rochdale
 Mar ¼ 1922 Rochdale
 d. 14/05/1986 Rochdale

= **Robert H. Allaby**
 Railway Driver Heavy Goods Vehicle
 b. 26/02/1894 Rochdale
 m. 28/01/1922 Rochdale
 d. 1968 Preston
 Jun ¼ 1968 Amounderness Age 74

John Allaby
 b. 1928 Rochdale
 Mar ¼ 1928 Rochdale
 d. 1928 Rochdale
 Mar ¼ 1928 Rochdale
 age 0

William Henry Sewell
 Cattle Man
 b. 16/09/1899 Rochdale
 Dec ¼ 1899 Rochdale
 m. Jun ¼ 1944 Rochdale
 d. 21/08/1969 Preston

= **Gladys Wood**
 b. 23/11/1904 Rochdale
 Mar ¼ 1905 Rochdale
 m. Jun ¼ 1944 Rochdale
 d. 21/04/1993 Preston
 Jun 1993 Preston & S.Ribble age 88

Margaret Sewell
 b. 1945 Fylde
 m. 06/03/1964 Preston
 d.

= **Keith Clark Malcolm**
 b. 06/03/1964 Preston
 Mar ¼ 1965 Preston
 d.

Clare Louise = Malcolm
 b. 1969 Fylde
 m. 21/09/1996 Preston & S.Ribble
 d.

= **David E. Large**
 b. 21/09/1996 Preston & S.Ribble
 Sep 1996 Preston & S.Ribble
 d.

Henry William Large
 b. 2001 Dec 2001 Preston & S.Ribble
 m.
 d.

Isabella Grace Large
 b. 2003 May 2003 Preston & S.Ribble
 m.
 d.

Charlie Topham Sewell
 Cotton Waste Spinner
 b. 26/05/1901 Rochdale
 Jun ¼ 1901 Rochdale
 m. 16/04/1938 Rochdale
 Jun ¼ 1938 Rochdale
 d. 02/08/1982 Rochdale
 Sep ¼ 1982 Rochdale, age 81

= **Ena Grindrod**
 Teacher
 b. 30/08/1905 Rochdale
 Dec ¼ 1905 Rochdale
 m. 16/04/1938 Rochdale
 Jun ¼ 1938 Rochdale
 d. 16/03/1972 Littleborough
 Mar ¼ 1972 Littleborough, age 66

Marian Sewell
 b. 1940 Littleborough
 Mar ¼ 1940 Littleborough
 m. 23/05/1970 Littleborough
 Jun ¼ 1970 Littleborough
 d.

= **James (Jim) A. Fuller**
 b. 1927 Littleborough
 m. 23/05/1970 Littleborough
 Jun ¼ 1970 Littleborough
 d.

Shirley Anne Fuller
 b. 1971 Littleborough
 Sep¼ 1971 Littleborough
 m.
 d.

= **Robert Charles Fuller**
 b. 1973 Littleborough
 Sep ¼ 1973 Littleborough
 m.
 d.

Beryl M. Bamford
 b. 19/02/1955 Littleborough
 Mar ¼ 1955 Littleborough
 d.

Ian Charles Kilpatrick
 b. 1957 Littleborough
 Jun ¼ 1957 Littleborough
 m.
 d.

Samuel Charles Kilpatrick
 b. 2000
 m.
 d.

Annie Elizabeth Sewell
 b. 25/11/1902 Rochdale
 Mar ¼ 1903 Rochdale
 m. Mar ¼ 1929 Rochdale
 d. 10/07/1987 Rochdale
 Jul 1987 Rochdale, age 84

= **Thomas Fletcher Kilpatrick**
 Managing Foreman.
 b. 13/08/1903 Rochdale
 m. Mar ¼ 1929 Rochdale
 d. 03/06/1960 Rochdale

Charles Fletcher = (2) Kilpatrick
 Case Maker
 b. 03/07/1930 Rochdale
 Sep ¼ 1930 Rochdale
 m. 19/02/1955 Littleborough
 Mar ¼ 1955 Littleborough
 div. 1988
 m. Mar ¼ 1989 Hyndburn & Rossendale
 d. 10/07/2000 Oldham age 70

Gwen M. Kilpatrick
 b. 1959 Littleborough
 Sep ¼ 1959 Littleborough
 m.
 d.

Jackson Lawrence Kilpatrick
 b. 1994 Sep 1994 Stafford
 m.
 d.

Clare Akehurst
 (nee Whatmough married Harold Akehurst 1956)
 b. 02/1944 Hyndburn & Rossendale
 m. Mar ¼ 1989 Hyndburn & Rossendale
 d.

Jane Elizabeth Ashworth
 b. 1964 Littleborough
 Dec ¼ 1964 Littleborough
 m. 06/03/1993 Rochdale
 Mar 1993 Rochdale
 d.

Oliver Lochmohr Cooksey
 b. 1996 Apr 1996 Oldham
 m.
 d.

= **Robert L. Cooksey**
 b. 06/03/1993 Rochdale
 Mar 1993 Rochdale
 d.

Georgia Elizabeth Cooksey
 b. 1998 Dec 1998 Oldham
 m.
 d.

Betty Kilpatrick
 b. 1932 Rochdale
 Sep ¼ 1932 Rochdale
 m. 08/06/1963 Littleborough
 Jun ¼ 1963 Littleborough
 d.

Tessa Helen Ashworth
 b. 1967 Littleborough
 Jun ¼ 1967 Littleborough
 m. 11/04/1994
 d.

Gabriel Ethan Fryer
 b. 2002 Apr 2002 Preston & S. Ribble
 m.
 d.

= **Neville Ashworth**
 b. 08/06/1963 Littleborough
 Jun ¼ 1963 Littleborough
 d.

= **Don Fryer**
 b. 11/04/1994
 m.
 d.

Trinity Jane Fryer
 b. 2005 Jul 2005 Lancashire
 m.
 d.

Page 4

Ann (Annie) Topham = **John Graham Sewell**
 b. 28/04/1872 Slaidburn
 Jun ¼ 1872 Clitheroe
 m. Dec ¼ 1893 Rochdale
 d. 01/09/1950
 Farmer
 b. 04/12/1864 Ellonby
 Cumberland
 m. Dec ¼ 1893 Rochdale
 d. 12/10/1941

Page 15

Isabelle Sewell
 Elementary School Teacher
 b. 26/09/1904 Rochdale
 m. 08/04/1939 Littleborough
 d. 29/11/1996 Rochdale

= **William F. Valentine**
 Production Process Worker in Textile Dyeing
 b. 30/06/1899 Littleborough
 m. 08/04/1939 Littleborough
 d. 23/12/1972 Littleborough

Ernest Sewell
 b. 22/07/1906 Rochdale
 m.
 d. 25/07/1929 Rochdale
 (Killed on motorbike)

Alice Sewell
 b. 30/06/1910 Rochdale
 m.
 d. 13/01/1979 Rochdale

Jessie Sewell
 Teacher
 Elementary School
 b. 15/11/1912 Rochdale
 m. 07/02/1942 Mar ¼ 1942 Littleborough
 d. 16/10/1994 Rochdale

= **James Fielden**
 b. 1926 Littleborough
 m. 07/02/1942 Mar ¼ 1942 Littleborough
 d.

Donald Hamilton Valentine
 b. 11/04/1930 Rochdale
 m. 1953 Jun ¼ 1953 Haslingden
 d. 05/11/2005 Nov 2005 Bury age 75

= **Joyce Haworth**
 b. 1953 Haslingden
 m. 1953 Jun ¼ 1953 Haslingden
 d.

Jeffrey Valentine
 b. 1954 Hyndburn & Rossendale
 m. 1976 Sep ¼ 1976 Hyndburn & Rossendale
 d.

= **Janet Elizabeth Holland**
 b. 1976 Hyndburn & Rossendale
 m. 1976 Sep ¼ 1976 Hyndburn & Rossendale
 d.

Sarah Elizabeth Valentine
 b. 1983
 m.
 d.

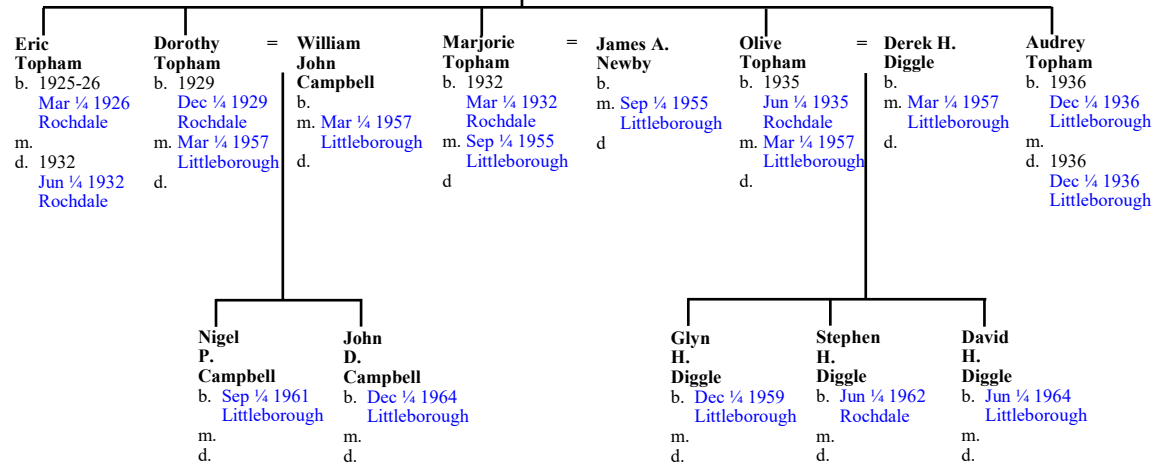
Lucy Charlotte Valentine
 b. 1987
 m.
 d.

Page 4

John Topham
 Farm Labourer
 b. 01/10/1886
 Clayton le Dale
 Dec ¼ 1886
 Blackburn
 m. Dec ¼ 1925
 Rochdale
 d. 1970
 Dec ¼ 1970
 Littleborough
 age 84

=


Gladys Emma Sykes
 b. 09/08/1898
 Rochdale
 m. Dec ¼ 1925
 Rochdale
 d. 1980
 Mar ¼ 1980
 Rochdale
 age 81



Page 4

Gladys Topham = **Leonard Holt**
 b. 24/01/1891 Spotland Rochdale
 Mar ¼ 1891 Rochdale
 m. 14/10/1914 Dec ¼ 1914 Rochdale
 d. 1976 Sep ¼ 1976 Rochdale age 85

Leonard Holt
 Carpet Overlooker
 b. 01/06/1891 Sep ¼ 1891 Rochdale
 m. 14/10/1914 Dec ¼ 1914 Rochdale
 d. 1965 Sep ¼ 1965 Littleborough age 74



Page 1

Anne Frankland
Farmer
b. 1829
Grindleton
c. 29/11/1829
Waddington
m. 25/08/1855
St Mary Clitheroe
Sep ¼ 1855
Clitheroe
d.

=

John Lofthouse
Farmer
b. Hazelhead,
Rimmington
c. 17/10/1830
Bolton by Bowland
m. 25/08/1855
St Mary Clitheroe
Sep ¼ 1855
Clitheroe
d. 1891-1901

Ellen Lofthouse b. 1855-56 Bashall Eaves m. d.	Jane Lofthouse b. 1858-59 Bashall Eaves m. d.	Margaret Lofthouse b. 1860 Dutton m. d.	=	Ralph Seed Carrier, Farmer b. 1855 Chipping m. d.	George Lofthouse Farmer b. 1862-63 Dutton m. 1892 St Bartholomew Chipping Jun ¼ 1892 Clitheroe d.	=	Mary Baines Club Caretaker b. 01/06/1870 m. 1892 St Bartholomew Chipping Jun ¼ 1892 Clitheroe d. 13/11/1945 bur. 16/11/1945	Henry Frankland Lofthouse Mechanic b. 1864-65 Dutton m. 01/05/1890 St Bartholomew Chipping Jun ¼ 1890 Clitheroe d.	=	Sarah Ellison b. 1865-66 Chipping m. 01/05/1890 St Bartholomew Chipping Jun ¼ 1890 Clitheroe d.	Ann Lofthouse b. 1867-68 Dutton m. d.	Sarah Lofthouse b. 1869-70 Chipping m. 1893 Ribble RO Jun ¼ 1893 Clitheroe d.	=	Thomas Coupe Fly Maker b. 31/12/1860 Chipping m. 1893 Ribble RO Jun ¼ 1893 Clitheroe d.	Emma Sophia Wilkinson b. 29/02/1880 Clitheroe m. 1904 Jun ¼ 1904 Clitheroe d. 1963 Mar ¼ 1963 Blackburn	=	John Lofthouse b. 03/05/1872 Chipping m. 1904 Jun ¼ 1904 Clitheroe d. 1949 Sep ¼ 1949 Blackburn
---	--	--	---	---	---	---	---	--	---	--	--	---	---	--	--	---	--

Page 20

John Lofthouse Labourer b. 1890 Chipping Jun ¼ 1890 Clitheroe m. d.	George Lofthouse Crane Driver b. 1891-92 Chipping Mar ¼ 1892 Clitheroe m. d.	Henry Harry Ellison Lofthouse Labourer b. 1893 Chipping Sep ¼ 1893 Clitheroe m. d.	Matthew Lofthouse Blacksmiths Striker b. 1894-95 Chipping Mar ¼ 1895 Clitheroe m. d.	Sarah Annie Lofthouse b. 1896 Chipping Sep ¼ 1896 Clitheroe m. d.	Ellen Lofthouse b. 1898 Chipping Sep ¼ 1898 Clitheroe m. d.	Maggie Lofthouse b. 18/02/1900 Chipping Mar ¼ 1900 Clitheroe m. 1921 Mar ¼ 1921 Preston d. 1945 Jun ¼ 1945 Amounderness	=	John Henry Staveley Blacksmith & Farm Carter b. 04/02/1898 Morecambe m. 1921 Mar ¼ 1921 Preston d. 1973 Jun ¼ 1973 Garstang	Ada Lofthouse b. 1902 Chipping Mar ¼ 1902 Clitheroe m. d.	Elizabeth Lizzie Lofthouse b. 1904-05 Chipping m. d.	Amos Lofthouse b. 1907 Chipping Sep ¼ 1907 Clitheroe m. d.	Isaac Giles Wilkinson b. 1901 Clitheroe Jun ¼ 1901 Clitheroe m. d.	John William Lofthouse b. 1905 Waddington Sep ¼ 1905 Clitheroe m. d.
---	--	--	---	--	--	--	---	--	--	---	---	---	---

Clifford Staveley Farm Labourer b. 20/06/1921 Sep ¼ 1921 Preston m. d. 14/09/1975 Sep ¼ 1975 Preston & South Ribble	John Henry Staveley b. 1923 Dec ¼ 1923 Preston m. d.	Maggie (Peggy) Staveley b. 1926 Sep ¼ 1926 Preston m. d.	Elizabeth Staveley b. 12/3/1930 Longridge Jun ¼ 1930 Preston m. d. 1960 Sep ¼ 1960 Preston	Peter Staveley b. 1937 Sep ¼ 1937 Amounderness m. d.	Barbara Staveley b. 1938-39 Mar ¼ 1939 Amounderness m. d.	Eleanor Staveley b. 1941 Dec ¼ 1941 Amounderness m. d.
---	--	--	---	--	---	--

Page 19

Margaret Lofthouse
 b. 1860
 Dutton
 m.
 d.

=

Ralph Seed
 Carrier, Farmer
 b. 1855
 Chipping
 m.
 d.

